




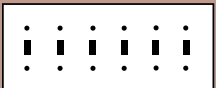
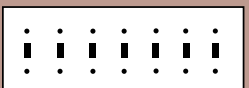
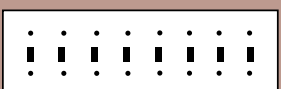


# WALL PLATES

## Toggle Switch Openings Standard Size Plastic & Metal

| DESCRIPTION  | COLOR        | NYLON               | THERMOSET | METAL                     |        |
|--|--------------|---------------------|-----------|---------------------------|--------|
|  |              | TRADEMASTER® PLATES | SMOOTH    | MATERIAL                  | SMOOTH |
| <b>TOGGLE SWITCH OPENINGS</b>  |              |                     |           |                           |        |
| <b>One Gang</b><br>     | Ivory        | TP1I                | SP1I      | Aluminum                  | SA1    |
|  | White        | TP1W                | SP1W      |                           |        |
|  | Brown        | TP1                 | SP1       | Polished Brass            | SB1PB  |
|  | Gray         | TP1GRY              | SP1GRY    | 430S/S                    | SL1    |
|  | Black        | TP1BK               |           | 302/304 S/S               | SS1    |
|  | Red          | TP1RED              |           | Brushed Bronze            | SB1BZ  |
|  | Light Almond | TP1LA               | SP1LA     | Chrome                    | SB1CH  |
| <b>Two Gang</b><br>     | Ivory        | TP2I                | SP2I      | Aluminum                  | SA2    |
|  | White        | TP2W                | SP2W      |                           |        |
|  | Brown        | TP2                 | SP2       | Polished Brass            | SB2PB  |
|  | Gray         | TP2GRY              | SP2GRY    | 430S/S                    | SL2    |
|  | Black        | TP2BK               |           | 302/304 S/S               | SS2    |
|  | Red          | TP2RED              |           | Brushed Bronze            | SB2BZ  |
|  | Light Almond | TP2LA               | SP2LA     | Chrome                    | SB2CH  |
| <b>Three Gang</b><br>   | Ivory        | TP3I                | SP3I      | Aluminum                  | SA3    |
|  | White        | TP3W                | SP3W      |                           |        |
|  | Brown        | TP3                 | SP3       | Polished Brass            | SB3PB  |
|  | Gray         | TP3GRY              | SP3GRY    | 430S/S                    | SL3    |
|  | Black        | TP3BK               |           | 302/304 S/S               | SS3    |
|  | Red          | TP3RED              |           | Brushed Bronze            | SB3BZ  |
|  | Light Almond | TP3LA               | SP3LA     | Chrome                    | SB3CH  |
| <b>Four Gang</b><br>  | Ivory        | TP4I                | SP4I      | Aluminum                  | SA4    |
|  | White        | TP4W                | SP4W      |                           |        |
|  | Brown        | TP4                 | SP4       | Polished Brass            | SB4PB  |
|  | Gray         | TP4GRY              | SP4GRY    | 430S/S                    | SL4    |
|  | Black        | TP4BK               |           | 302/304 S/S               | SS4    |
|  | Red          | TP4RED              |           |                           |        |
|  | Light Almond | TP4LA               | SP4LA     |                           |        |
| <b>Five Gang</b><br>  | Ivory        | TP5I                | SP5I      |                           |        |
|  | White        | TP5W                | SP5W      |                           |        |
|  | Brown        | TP5                 | SP5       | Polished Brass            | SB5PB  |
|  | Gray         | TP5GRY              | SP5GRY    |                           |        |
|  | Black        | TP5BK               |           | 302/304 S/S               | SS5    |
| <b>Six Gang</b><br>   | Ivory        | TP6I                | SP6I      |                           |        |
|  | White        | TP6W                | SP6W      | Polished Brass            | SB6PB  |
|  | Brown        | TP6                 |           |                           |        |
|  | Gray         | TP6GRY              | SP6GRY    | 302/304 S/S               | SS6    |
|  | Black        | TP6BK               |           |                           |        |
| <b>Seven Gang</b><br> |              |                     |           | 302/304 S/S               | SS601  |
|  |              |                     |           | 302/304 S/S Painted Ivory | SS601I |
|  |              |                     |           | 302/304 S/S Painted White | SS601W |
|  |              |                     |           |                           |        |
|  |              |                     |           |                           |        |
| <b>Eight Gang</b><br> |              |                     |           | 302/304 S/S               | SS602  |
|  |              |                     |           | 302/304 S/S Painted Ivory | SS602I |
|  |              |                     |           | 302/304 S/S Painted White | SS602W |
|  |              |                     |           |                           |        |

# WALL PLATES


## Custom Metal Wall Plates Special Configurations

### Chart B: Paint Finish Selection


These charts are for Custom Metal Wall Plates ONLY.  
For Devices & Wall Plates Color Selection Charts, see Pages A-29, B-87 and I-57.



|                     |        |       |      |        |
|---------------------|--------|-------|------|--------|
| <b>PAINT COLOR</b>  | Orange | Green | Gray | Yellow |
| <b>PAINT SUFFIX</b> | ORG    | GRN   | GRY  | YFI    |



|                     |              |       |       |        |     |
|---------------------|--------------|-------|-------|--------|-----|
| <b>PAINT COLOR</b>  | Glossy Black | Brown | White | Primer | Red |
| <b>PAINT SUFFIX</b> | GBK          | BRO   | WHT   | PRI    | RED |



|                     |      |            |       |              |      |
|---------------------|------|------------|-------|--------------|------|
| <b>PAINT COLOR</b>  | Pink | Flat Black | Ivory | Light Almond | Blue |
| <b>PAINT SUFFIX</b> | PNK  | FBK        | IVY   | LTA          | MBL  |

Only available on Stainless Steel and Aluminum Plate Material. Colors may vary slightly.  
All Paint Finishes are gloss, except primer and flat black.

### Chart C: Metal Finish Selection



|                      |                         |                           |                |                          |
|----------------------|-------------------------|---------------------------|----------------|--------------------------|
| <b>METAL FINISH</b>  | Polished Brass<br>US #3 | Bright Chromium<br>US #26 | Brushed Copper | Brushed Bronze<br>US #10 |
| <b>FINISH SUFFIX</b> | PB*                     | CH                        | BC             | BZ                       |

\*Order with Brass Plate Material Prefix Only.  
**For additional colors consult factory.**

# WALL PLATES

## Specifications



**radiant®  
Screwless  
Polycarbonate  
RWP Series**



**Thermoset  
SP Series**



**Nylon  
TP Series**



**302/304  
Stainless  
Steel**



**Polished  
Brass**



**Aluminum**

## Application

Legrand's broad line of Pass & Seymour® Standard Size Plastic and Metal Wall Plates features the most complete range of types, sizes, colors, and finishes available. Choose from more than 1,900 standard plates in non-combustible thermoset plastic material, self-extinguishing nylon material, screwless polycarbonate material, or attractively finished metal, for residential, commercial, institutional, and industrial applications. All plastic wall plates color match to Pass & Seymour devices.

### Screwless Polycarbonate Wall Plates

- Part of the radiant® collection.
- Molded of .065" thick polycarbonate, matte finish.
- One-piece subplate mounts over the device for easy retrofit and lower profile.
- Extra 3/8" width and height than Standard size plates.
- Available in Ivory, White, Brown, Gray, Black and Light Almond; and three metallic finishes – Dark Bronze, Nickel, and Graphite.

### Thermoset Plastic Wall Plates

- Molded of non-combustible mar-proof material.
- Available in "SP" series in Standard, Junior-Jumbo, and Jumbo sizes.
- Seven standard colors available – Ivory, White, Brown, Gray, Black, Red, and Light Almond.
- Individually wrapped with color-matching screws.
- Resistant to discoloration, grease, oil, solvent and moisture.
- Nominal thickness, .070"

### TradeMaster® Thermoplastic Wall Plates

- Molded of rugged, practically indestructible self-extinguishing nylon. ("TP" series only)
- Available in "TP" series, extra 3/16" width and height than Standard size plates; and "TPJ" series, extra 3/16" width and height than Junior-Jumbo size plates.
- Available in Ivory, White, Brown, Gray, Black, Blue, Orange, Red, and Light Almond.
- Preferred for hospital, industrial, institutional, and other high-abuse applications.
- Nominal thickness, .070"

### Metal Wall Plates

- Constructed of corrosion-resistant stainless steel, brass, aluminum, chrome, brushed bronze or galvanized steel.
- Standard, Jumbo and Tandem size plates available, as well as special Panel size plates up to 5-gangs high and 10-gangs wide.
- Packaged in protective film, with finish-matching screws.
- Variety of special plated finishes. Paintable to match plastic plates.
- Can be silk-screened or engraved, and custom punched with over 300 opening styles.


### Materials

- Type 302/304 Stainless Steel, non-magnetic, .032" nominal thickness, brushed finish. This alloy contains 18% chromium and 8% nickel for superior resistance to corrosion. Recommended for use in food processing plants, dairies, chemical plants, and other industrial, institutional, and commercial applications where corrosive atmospheres exist.
- Type 430 Stainless Steel, magnetic, .032" nominal thickness, brushed finish. Less corrosion-resistant than Type 302/304, but ideal for general service in high abuse applications in industrial plants, commercial, and institutional buildings.
- Chrome and Polished Brass, .040" thick. 70% copper, 30% zinc alloy gives warm, appealing finish to modern decor as well as retrofit applications. Lacquered to prevent corrosion.
- Aluminum, .040" thick. Lustrous satin finish. Lacquered to prevent corrosion.
- Galvanized Steel. Used only for Handy Box Plates.
- Brushed Bronze, .040" thick. 90% copper, 10% zinc. Lacquered to prevent corrosion.


# DEVICES & WALL PLATES

## Color Selection Chart

### Devices & Plastic Wall Plate Colors



Ivory    Light Almond    White    Green    Dark Bronze    Nickel    Graphite



Black    Blue    Brown    Gray    Orange    Red

See specific device and wall plate catalog charts for particular color availabilities.

### Metal Wall Plates


Metal Finish




Aluminum    Polished Brass    Stainless Steel    Brushed Bronze    Chrome

### Custom Metal Wall Plates Paint Finish Colors

Paint Color



Orange    Green    Gray    Yellow    Glossy Black    Brown    White



Primer    Red    Pink    Flat Black    Ivory    Light Almond    Blue

To order custom metal wall plates, see Pages I-25 – I-29.  
**For additional colors consult factory.**